



aerospace
climate control
electromechanical
filtration
fluid & gas handling
hydraulics
pneumatics
process control
sealing & shielding



Air Saver Unit


An environmentally friendly solution to reducing air consumption.

Catalogue PDE2672TCUK June 2016




ENGINEERING YOUR SUCCESS.


Contents	Page
Features	3 - 4
Order Code	5
Specifications	5
Dimensions - (WP)ASV-200-AA-M5	6
Dimensions - (WP)ASV-2000-AA-17	7
Dimensions - (WP)ASV-5000-AA-21	8
Dimensions - (WP)ASV-13000-AA-34	9
Dimensions - (WP)ASV-15000-AA-42	10
Dimensions - ASC500-1W-10 / ASO500-1W-10	11
Air Saver Module - HASV08G	12 - 13
Applications	14
Applications - ASC500/ASO500	15
Selection of Air Saver Unit	16



Important !
 Before carrying out any service work, ensure that the Air Saver Unit has been vented.
 Remove the primary supply air hose to ensure total disconnection of the air supply before dismantling valves or blank connection blocks.



NB !
 All technical data in this catalogue is typical only.
 The air quality is decisive for the valve life: see ISO 8573.



WARNING

FAILURE OR IMPROPER SELECTION OR IMPROPER USE OF THE PRODUCTS AND/OR SYSTEMS DESCRIBED HEREIN OR RELATED ITEMS CAN CAUSE DEATH, PERSONAL INJURY AND PROPERTY DAMAGE.
 This document and other information from Parker Hannifin Corporation, its subsidiaries and authorized distributors provide product and/or system options for further investigation by users having technical expertise. It is important that you analyze all aspects of your application and review the information concerning the product or system in the current product catalog. Due to the variety of operating conditions and applications for these products or systems, the user, through its own analysis and testing, is solely responsible for making the final selection of the products and systems and assuring that all performance, safety and warning requirements of the application are met. The products described herein, including without limitation, product features, specifications, designs, availability and pricing, are subject to change by Parker Hannifin Corporation and its subsidiaries at any time without notice.

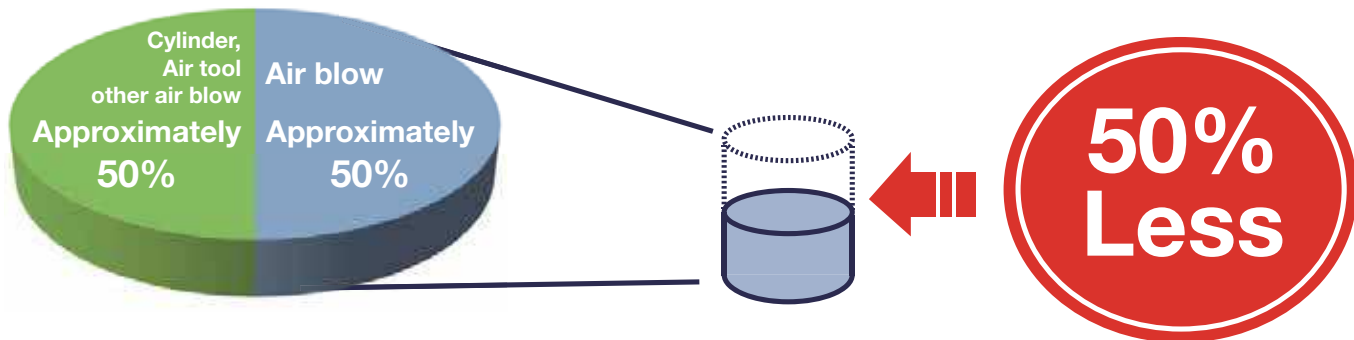
SALE CONDITIONS

The items described in this document are available for sale by Parker Hannifin Corporation, its subsidiaries or its authorized distributors. Any sale contract entered into by Parker will be governed by the provisions stated in Parker's standard terms and conditions of sale (copy available upon request).

**An easy solution to your environmental protection efforts!
 The air saving unit contributes to power savings and CO2 reduction.**

Air Saver Unit ASC/ASV Series

The Air Saver Unit can reduce air consumption by up to 50% and improves blow efficiency in air blow applications.





When using an Air Saver Unit several significant benefits can be achieved. Air blowing accounts for almost 50% of all compressed air used in plants. By using switching valve technology the Air Saver Unit can reduce air consumption by up to 50%!

- Large reductions in air consumption.
- Savings in compressor power consumption.
- Reduction in plant CO² emissions.
- Big contribution to energy-saving activities.



ASV200 Series ASC/ASO500 Series ASV2000 Series ASV5000 Series



Typical Savings*:
 (*100 off ASC500 Units 8 hours/day for 20 days)


	Without Air Saver	With Air Saver
Power Consumption	53,600kW/month	26,800kW/month
CO2 Discharge	17t	8.5t
Cost	7 164 €/month	3 618 €/month

Your estimated Air Saver Unit cost reduction per year = €42 890.52

■ **Installation is simple and reduction in air consumption can be realised immediately.**


- When using an electrically operated solenoid valve to control the air blow, an Air Saver Unit can quickly and easily be retrofitted providing an immediate reduction in air consumption with no changes to the PLC programme.

<Before introduction of the unit>



<After introduction of the unit>

- Easy to install. Only changing the current solenoid valve to Air Saver Unit.
- Program change of controller is not necessary.



- When using manual valves such as ball valves... ASV200, ASV500 & ASV2000 do not need electrical power. Simply installing the unit brings immediate reduction in air consumption and improved efficiency.

<Before introduction of the unit>



<After introduction of the unit>



■ **Realised effect of the unit. Voice of customers.**

[Company A] Food & Beverage related manufacturer

"When we tested ASV5000, we achieved about 55% reduction of our air consumption.

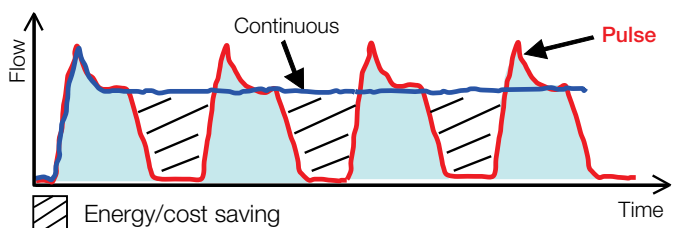
As air blow efficiency was improved, we planned to use more Air Saver Units for other areas in the plant".

[Company B] Manufacturer of office document machines

"We are working on energy-saving activities. In those activities, we decided to use an Air Saver Unit. We have more than 100 points of air blow and we could reduce 42% of our air consumption by using this unit".

■ **Pulsing air technology reduces consumption.**

The Air Saver Unit is a valve that converts a continuous air blow to a pulsed air blow without the need for any other external control. Air is blown with a series of ON and OFF pulses. When the blow is OFF, there is no air consumption.










Order Code

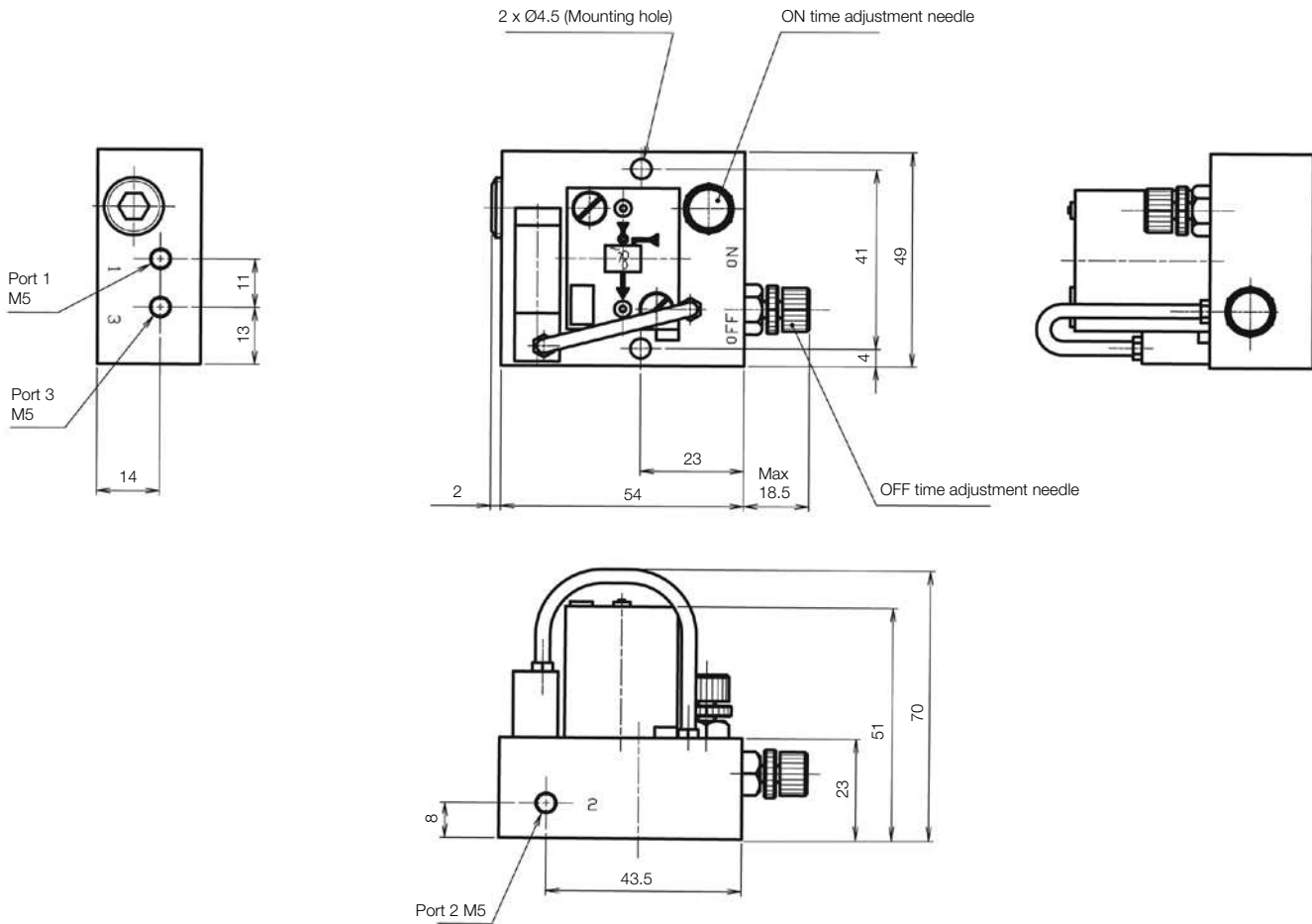
WP AS V 2000 - AA - 17

Grease		Type / Flow rate		Port Size	
Blank	Food Processing, Packaging and Conveying applications	200	2-position, internal air pilot / 200 liter/min	M5	M5 (ASV200 only)
WP	Automotive / Machine Tooling applications	500	2-position, single solenoid / 500 liter/min	10	BSPP 1/8 (ASC/O500 only)
We recommend further testing by customer for critical wet paint applications on PWIS compliance.		2000	2-position, external air pilot / 2000 liter/min	17	BSPP 3/8 (ASV2000 only)
		5000	2-position, external air pilot / 5000 liter/min	21	BSPP 1/2 (ASV5000 only)
		13000 (WP only)	2-position, external air pilot / 13000 liter/min	34	BSPP 1 (ASV13000 only)
		15000 (WP only)	2-position, external air pilot / 15000 liter/min	42	BSPP 1 1/4 (ASV15000 only)
Series		Operation / Voltage			
AS	Air Saver Unit	AA	Pneumatic operated (WP)ASV200, 2000, 5000, ASV13000 and 15000		
		1W	Electrical operated 24VDC (ASC/O500)		
Operation method / Function		Note: Cable with e-CON connector (Model No. ASC-D24-CL10) to be ordered separately.			
V	Pneumatic operated Normally Closed.				
C	Electrical actuated. Normal Close. (ASC500 only)				
O	Electrical actuated. Normal Open. (ASO500 only)				

Specifications

								Unit	
Function	Normally closed						Normally open		
Fluid	Non lubricated air								
Flow (at 5 bar)	150	2000	5000	13000	15000	450	450	l/min (ANR)	
Port size	M5	3/8	1/2	1"	1 1/4"	1/8	1/8	BSPP	
Operating temperature	-5 to +50								
Pressure range	3 - 8		0 - 8			2 - 7	2 - 5		Bar
Pilot air supply	Internal pilot		3 - 8			Internal pilot		Bar	
Blow	Pulse blow					Pulse/Continuous blow			
Rated voltage	Electrical power is not necessary					DC 24 V		V	
Power consumption	-					1.2 W		W	
Grade of Insulation	-					JIS grade E			
Permissible voltage fluctuation	-					± 10		%	
Wiring	-					e-CON standard 4 pole sockets			

(WP)ASV200-AA-M5

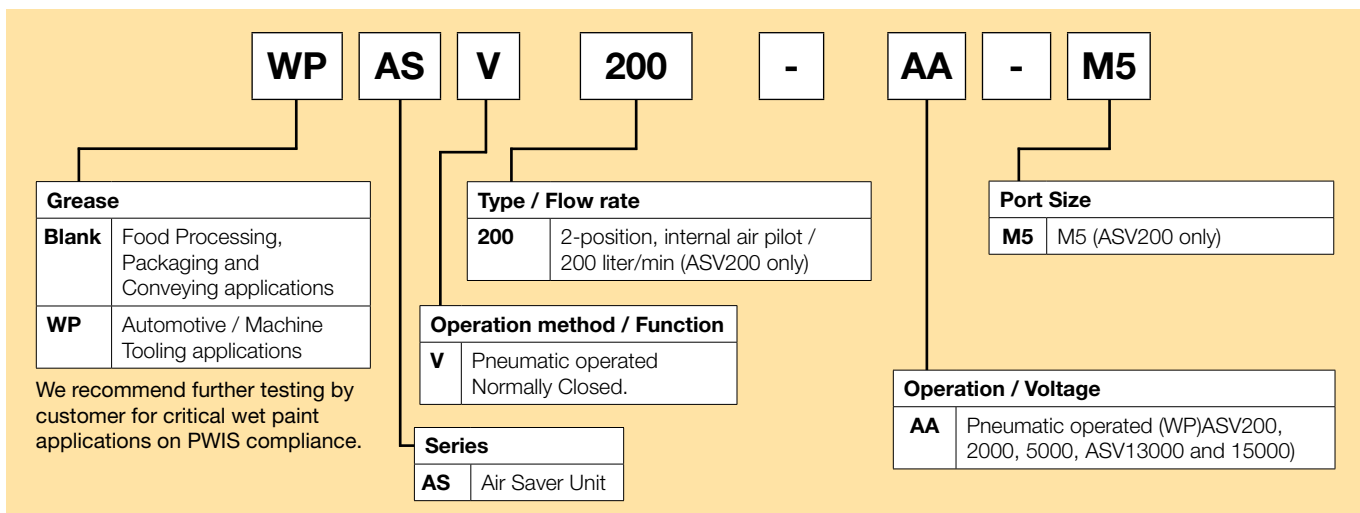


Piping

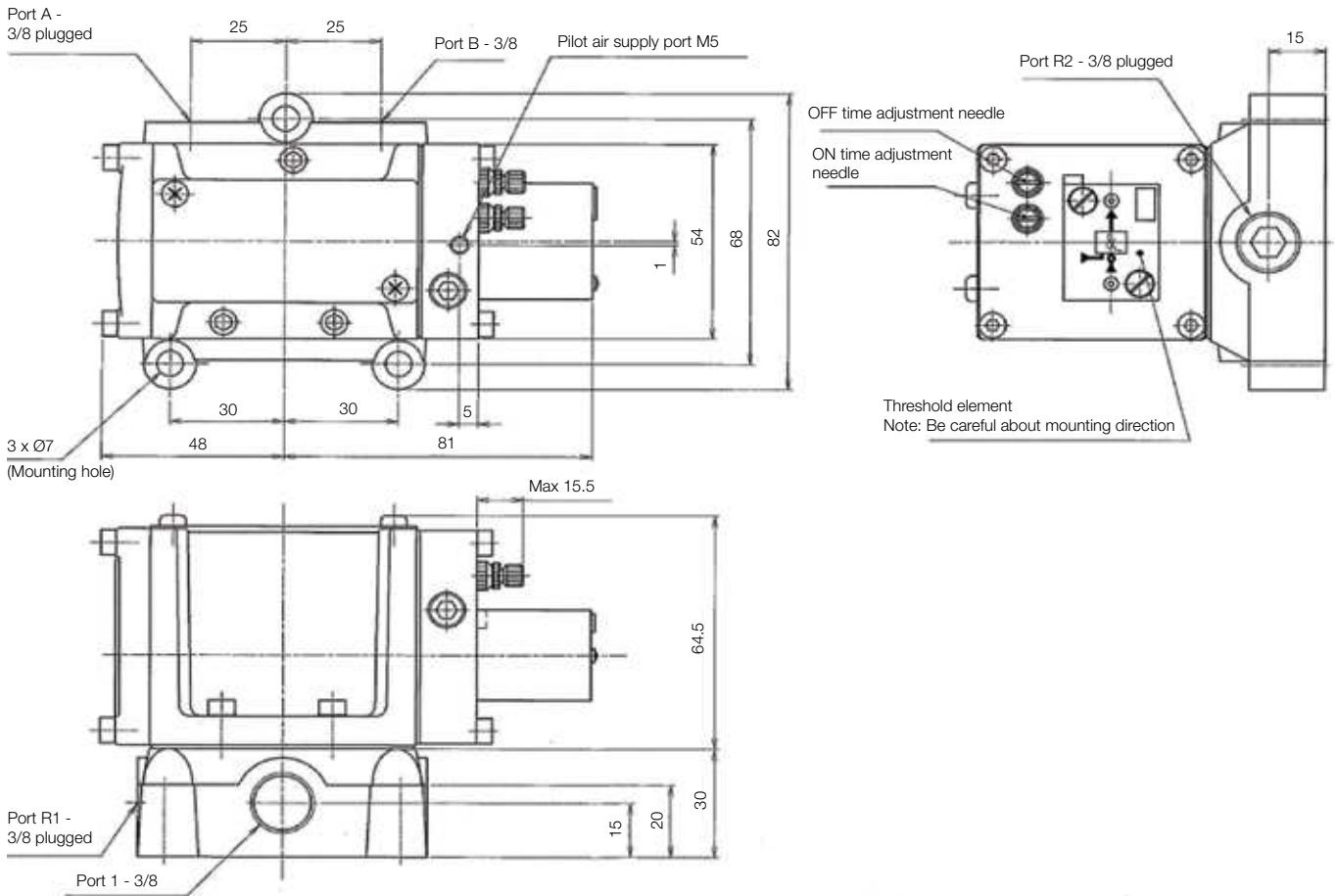
- Port 1 Supply port (Compressor side)
- Port 2 Output port (Blow nozzle side)
- Port 3 Exhaust port*

* In order to keep out dust, the air muffler is recommended for exhaust port.

Ordering Instructions



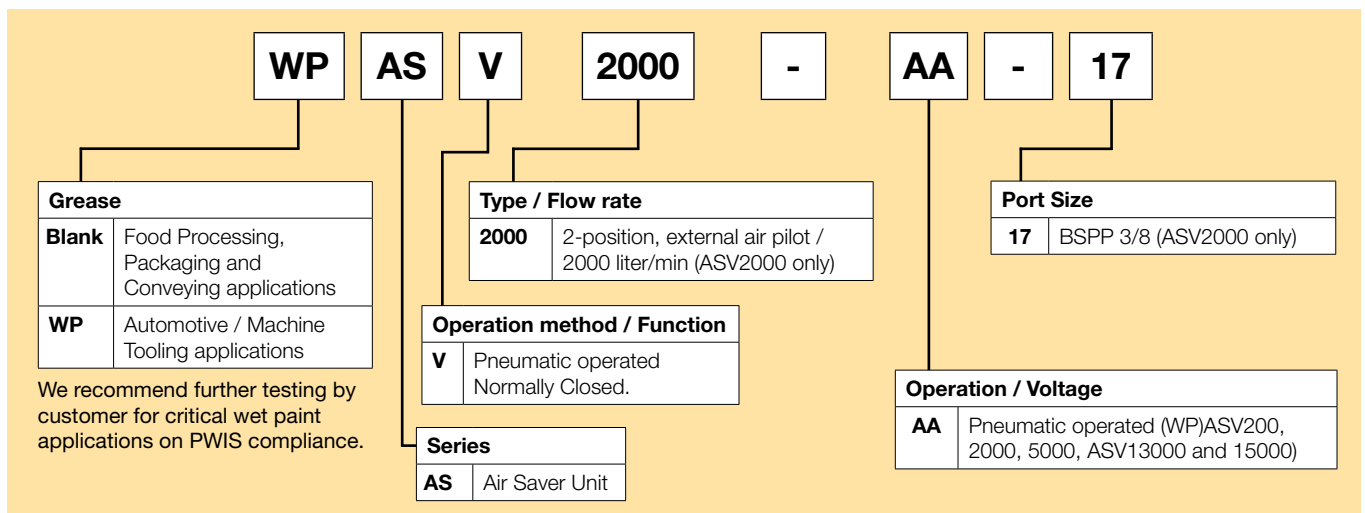
(WP)ASV2000-AA-17



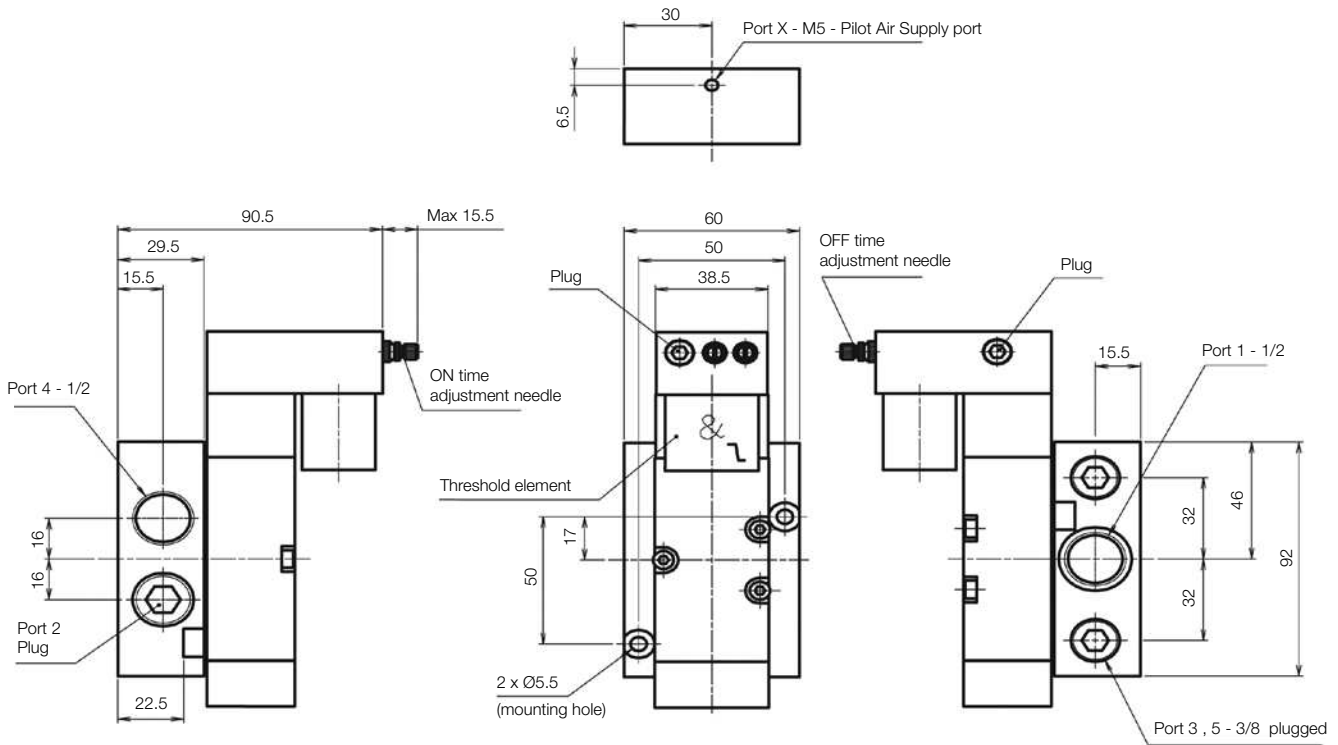
Piping

- Port P Supply port (Compressor side)
- Port B Output port (Blow nozzle side)
- Pilot air supply port

Ordering Instructions



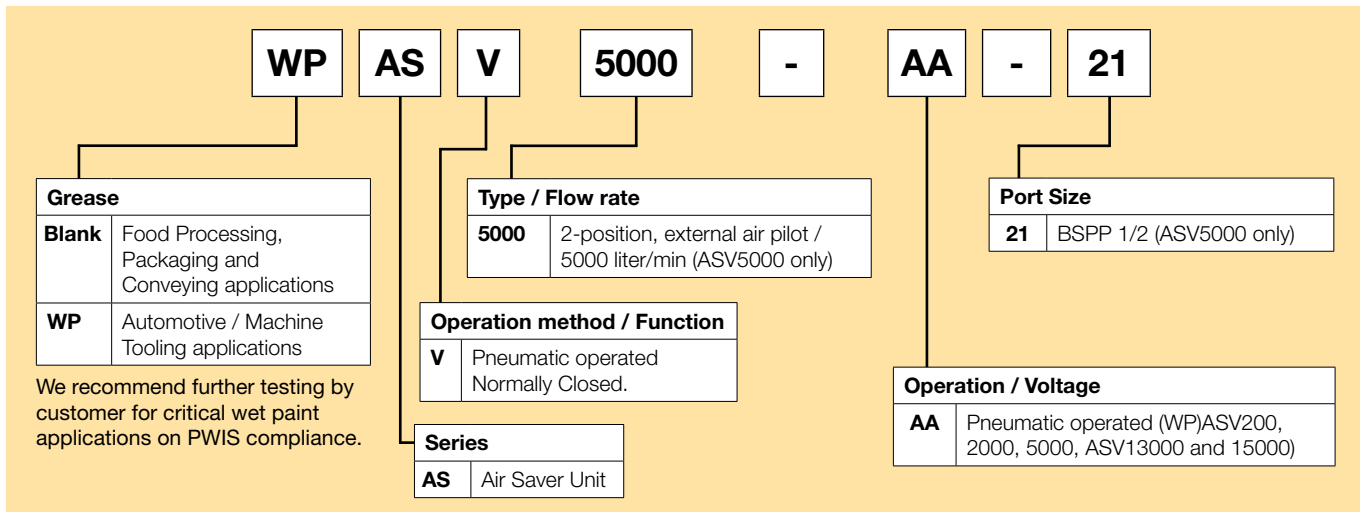
(WP)ASV5000-AA-21



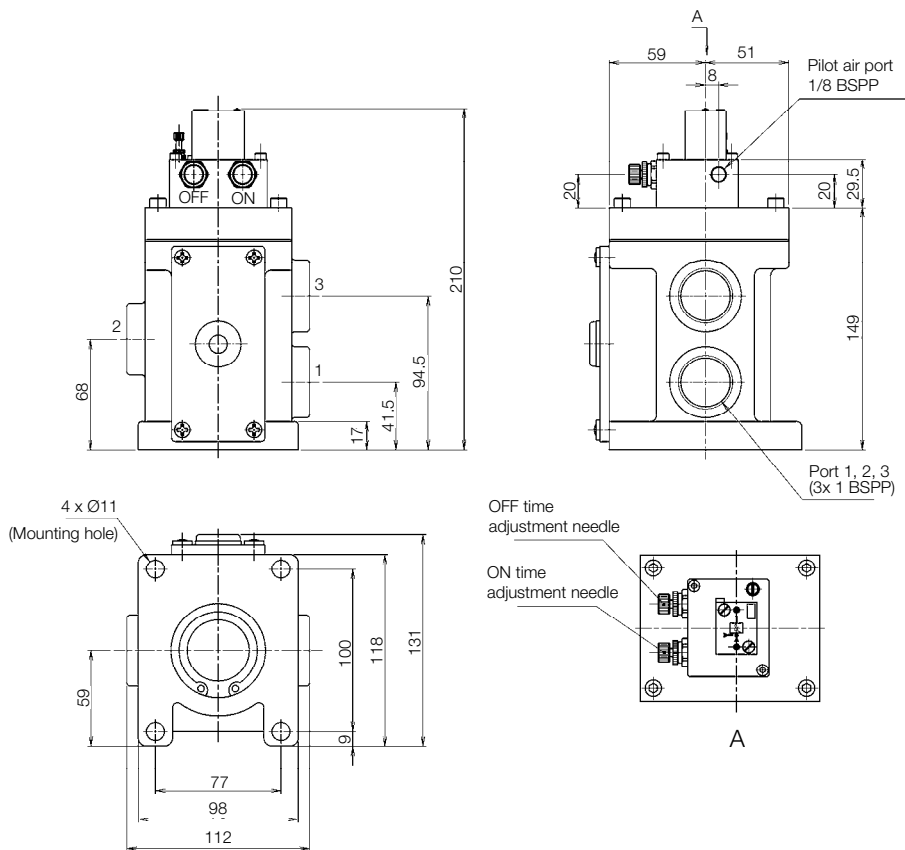
Piping

- Port 1 Supply port (Compressor side)
- Port 4 Output port (Blow nozzle side)
- Port X Pilot Air Supply port

Ordering Instructions



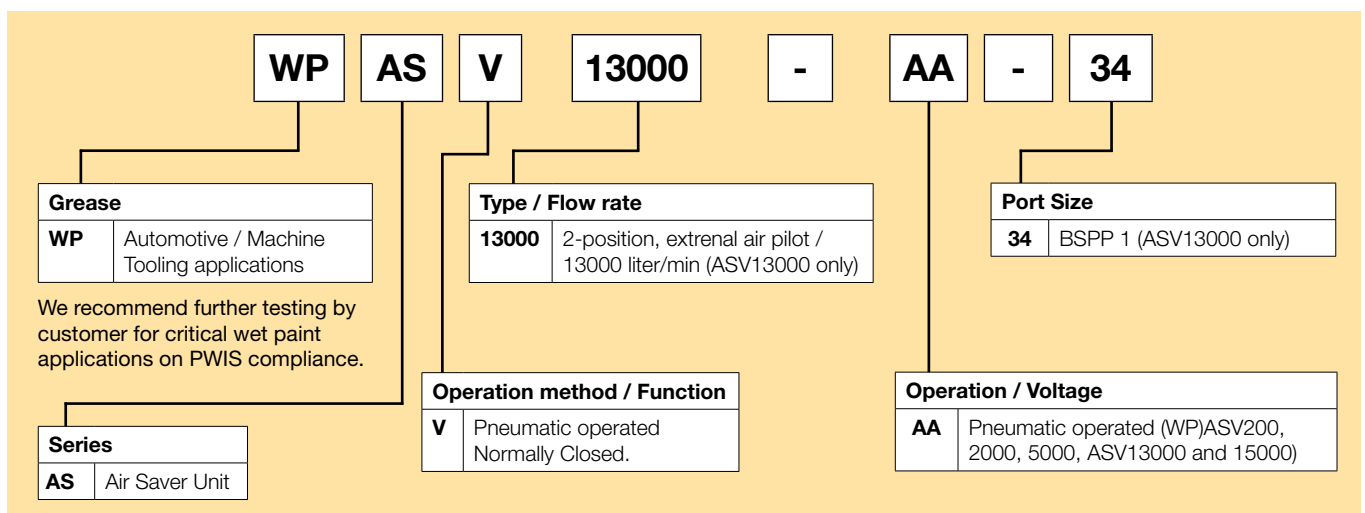
(WP)ASV13000-AA-34



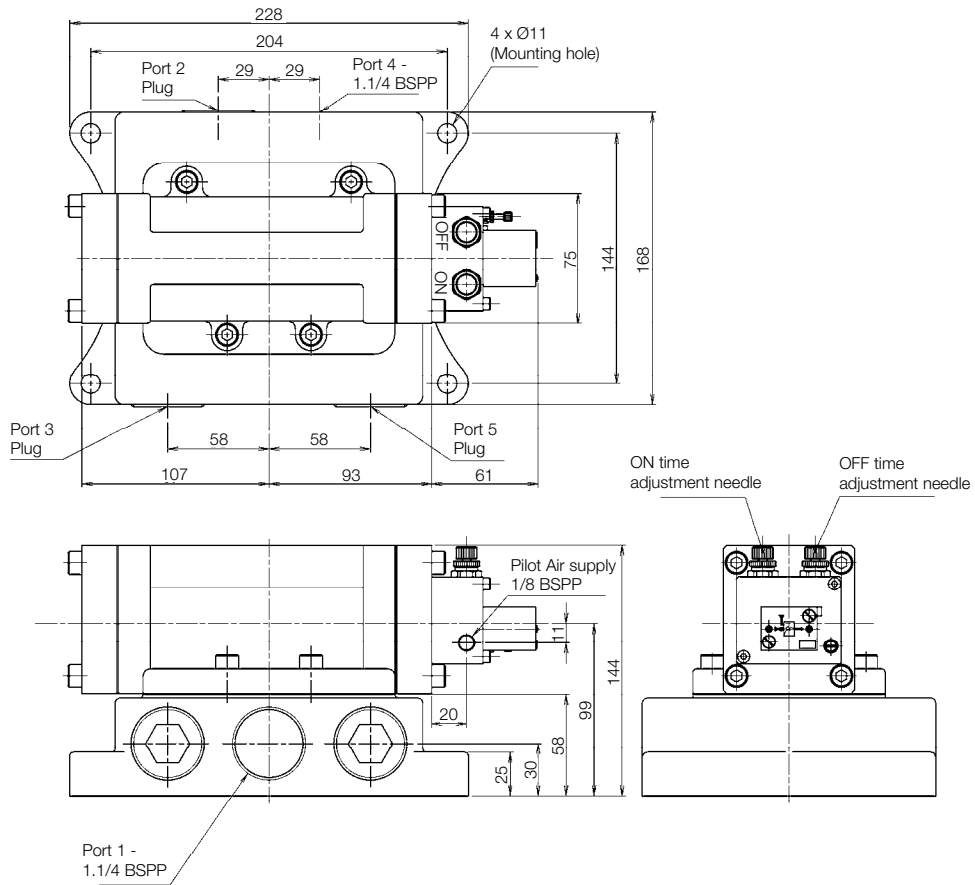
Piping

- Port 1: Supply port (NC) (Compressor side)
- Port 2: Output port (Blow nozzle side)
- Port 3: Supply port (NO) (Compressor side)
- Pilot Air Supply port: 1/8

Ordering Instructions



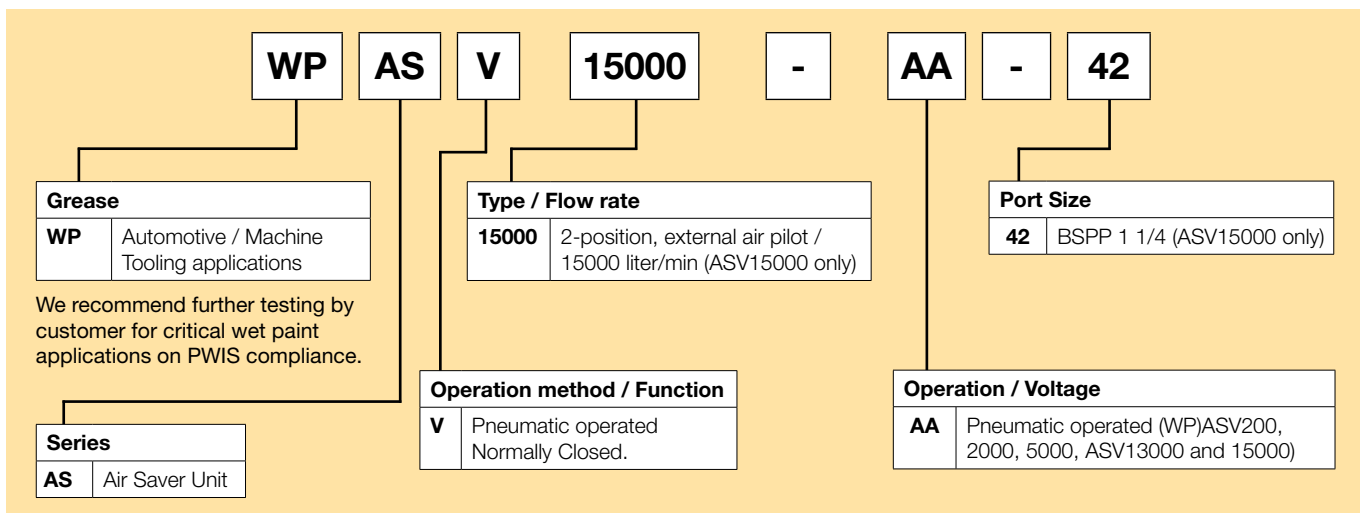
(WP)ASV15000-AA-42



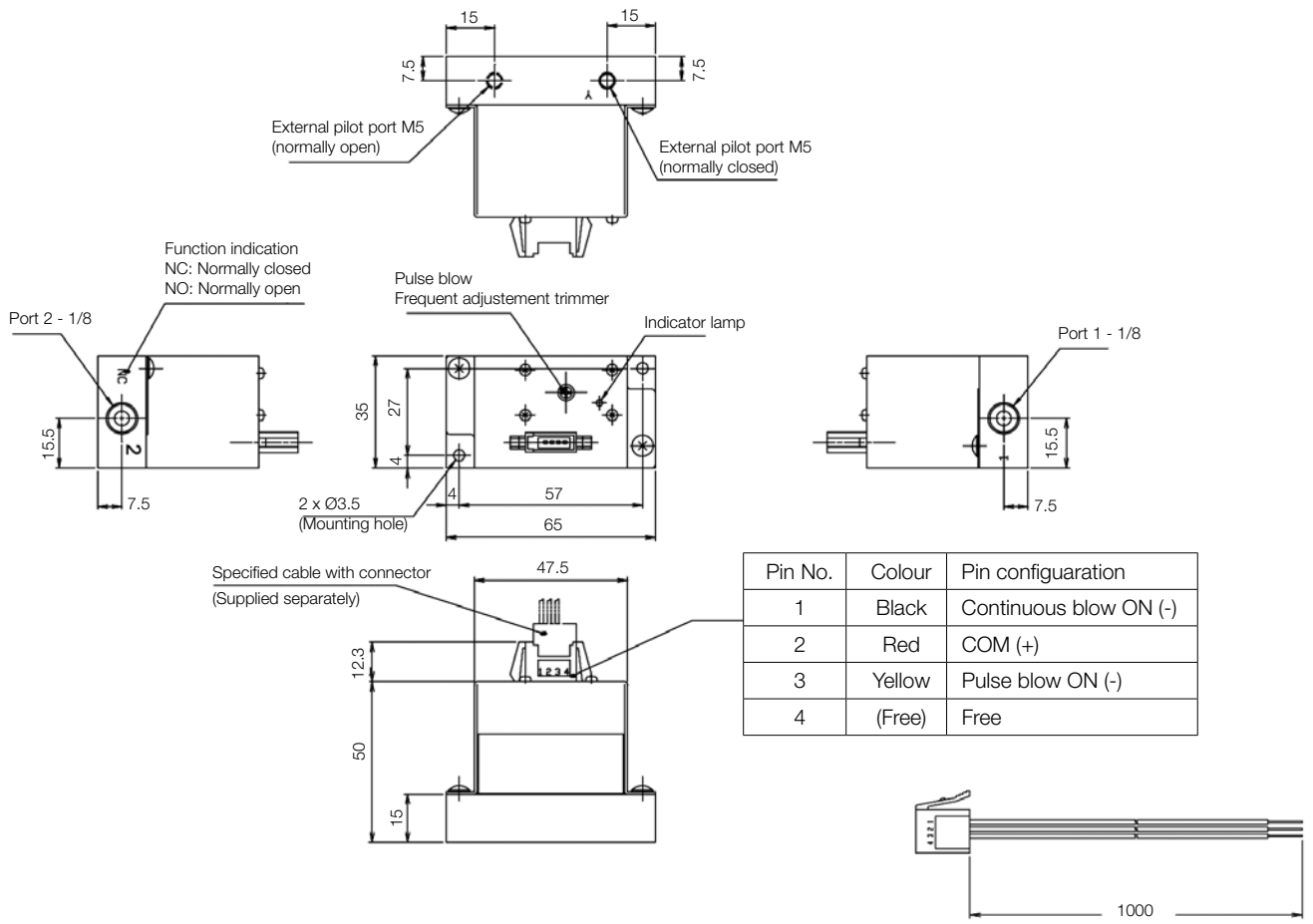
Piping

- Port 1: Supply port (Compressor side)
- Port 2: Plug (1.1/4)
- Port 3: Plug (1.1/4)
- Port 4: Output port (Blow nozzle side)
- Pilot air supply port: 1/8

Ordering Instructions



ASC500-1W-10 / ASO500-1W-10



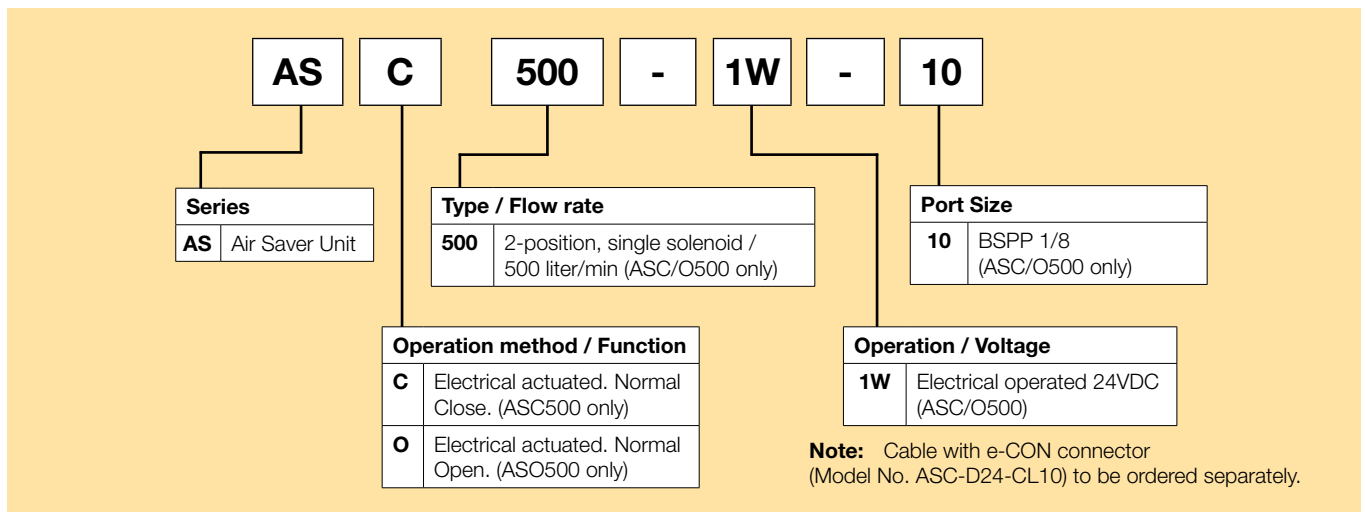
*Cable with specific connector "ASC-D24-CL10" (AWG26 ASC/ASO in common)

Piping

- Port 1 Supply port (Compressor side)
- Port 2 Output port (Blow nozzle side)
- Y port Pilot exhaust port

* In order to avoid dust, it is recommended to attach an air muffler.

Ordering Instructions



Air Saver Module HASV08G Series

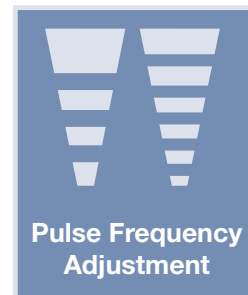

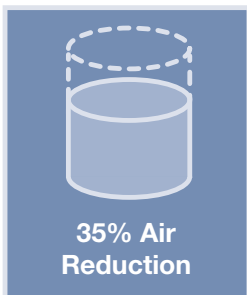
Air Saving Unit for Air Blowgun

Easy Energy Saving Solution:

- Up to 35% reduction in air consumption
- Engineered for use with air blowguns
- Built-in pulse/continuous blow changeover button
- Pulsed air blow leading to improved efficiency
- Equipped with pulse frequency adjustment screw



Patent applied



Specifications


Model No.	HASV08G
Operating pressure	3.5 ~ 8.0 bar
Pulse frequency adjustment range	5 ~ 15 Hz
Body material	Aluminium
Port size	IN BSPP 1/4, OUT BSPP 1/4
Weight	155 g

Features


	Lower frequency	Higher frequency
Pulse frequency setup	5 Hz	15 Hz
ON time	170 ms	35 ms
OFF time	30 ms	
Air reduction performance	20% reduction	40% reduction

Pulse/Continuous air blow changeover button

Pulse blow




Continuous blow



Equipped with air blow changeover button - when pushed the pulse blow will change to continuous blow. Operated by turning the button counter-clockwise, button is then locked in place when it is turned 90 degrees clockwise.

Pulse frequency adjustment screw



Adjustable pulse frequency available - higher frequency is gained through turning the frequency adjustment button clockwise. Turning the button counter clockwise lowers the frequency of pulse.

How to Connect Air Saver Module to Air Blowgun



■ Applications

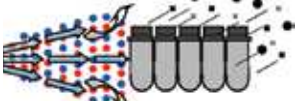
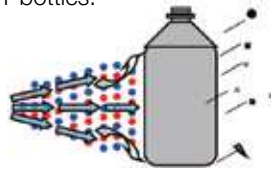


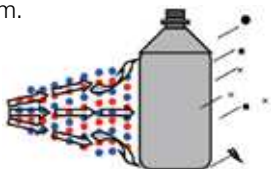
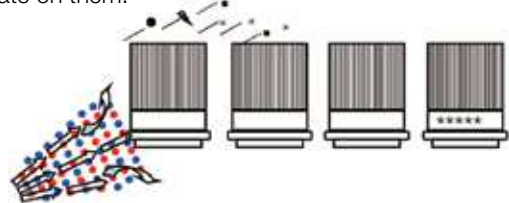


■ **Applications**

Air Saver Unit
ASC500/ASO500 Series



Pneumatic Solutions Beverage and Bottle Plants

Process	Application	Advantage
Before blow moulding PET bottles	Pulse ionized blow by Air Saving Unit in order to remove particles before PET bottles are moulded. 	Pulse ionized blow and its blast of each pulse increase to remove particles effectively.
After blow moulding PET bottles	Cleaning blow for particles that attach to the blow moulded PET bottles. 	Reducing about 40% of consumption air.
Conveying PET bottles	Assisting blow to convey PET bottles 	Reducing about 40% of consumption air.
	Escape blow for PET bottles when the line is stopped. 	Reducing about 40% of consumption air.
	Pulse ionized blow for PET bottles before pasting labels on them. 	Pulse blow and its blast of each pulse increase to remove particles effectively.
Printing machine	Pulse ionized blow for bottles or caps before printing date on them. 	Pulse blow and its blast of each pulse increase to remove particles effectively.

■ Selection of Air Saver Unit

Guide data for the correct selection of an Air Saver Unit for blow applications.

Please take into account the two variables:

- System operation pressure (bar)
- Required air consumption of nozzle or set of nozzles (l/min) to be controlled with one Air Saver Valve

Colour coding indicates correct Air Saver Unit

ASU200
ASU500
ASU2000
ASU5000
ASU13000
ASU15000

Nozzle Ø (mm ²)	Air consumption (liter/min)							
	Nozzle Ø (mm)	System pressure (bar)						
		2	3	4	5	6	7	8
0.0	0.1		0,4	0,5	0,5	0,6	0,7	0,8
0.0	0.2		1,5	1,8	2,2	2,5	2,9	3,2
0.1	0.3		3,3	4,1	4,9	5,7	6,5	7,3
0.2	0.5		9,1	11	14	16	18	20
0.8	1.0		36	45	54	63	72	81
1.8	1.5		82	102	122	142	162	183
3.1	2.0		145	181	217	252	288	324
7.1	3.0	245	326	406	487	568	649	730
12.6	4.0	436	579	723	865	1,010	1,150	1,300
19.6	5.0	681	905	1,130	1,350	1,580	1,800	2,030
28.3	6.0	981	1,304	1,630	1,950	2,270	2,600	2,920
35.8	7.0	1,334	1,774	2,214	2,537	3,092	3,513	3,975
50.2	8.0	1,750	2,320	2,890	3,460	4,040	4,620	5,190
63.6	9.0	2,206	2,933	3,659	4,193	5,112	5,836	6,571
78.5	10.0	2,720	3,620	4,520	5,410	6,310	7,210	8,110
95.0	11.0	3,295	4,381	5,466	6,264	7,636	8,718	9,815
113.0	12.0	3,920	5,220	6,500	7,780	9,090	10,400	11,680
132.7	13.0	4,602	6,119	7,634	8,749	10,665	12,177	13,709
153.9	14.0	5,337	7,097	8,854	10,146	12,369	14,122	15,899
176.6	15.0	6,130	8,150	10,200	12,200	14,200	16,200	18,250
201.0	16.0	6,971	9,269	11,565	13,252	16,155	18,445	20,766
226.9	17.0	7,870	10,464	13,055	14,961	18,238	20,823	23,443
254.3	18.0	8,823	11,731	14,636	16,772	20,446	23,345	26,282
283.4	19.0	9,830	13,071	16,308	18,688	22,781	26,011	29,284
314.0	20.0	10,900	14,500	18,100	21,700	25,200	28,800	32,400
346.2	21.0	12,009	15,967	19,922	22,829	27,830	31,775	35,773
379.9	22.0	13,180	17,524	21,864	25,055	30,543	34,873	39,261
415.3	23.0	14,405	19,153	23,897	27,385	33,383	38,116	42,912
452.2	24.0	15,685	20,855	26,020	29,818	36,349	41,502	46,724
490.6	25.0	17,000	22,600	28,200	33,800	39,500	45,000	50,700

Reduced performance flow capacity of 10% is applied

Consider min. operating pressure (see tech specs on page 5)

Consider min. pilot air pressure (see tech specs on page 5)

Parker Energy Saving Solutions

Companies that use Parker hydraulics, pneumatics, filtration, fluid connectors and electromechanical products enjoy the highest levels of Parker's expertise including program management, training and engineering support.

Air Tools

P3X

Designed with air tool applications in mind, the P3X air preparation unit offers advanced nano-mist lubrication ensuring improved productivity through:

- Optimum tool performance.
- Extended tool life.
- Longer intervals between tool services.
- Reduced oil consumption through flow optimisation.



Powertrain

Drive Controlled Pump

- **Reducing energy consumption by up to 50%:** Replacing conventional hydraulics in machine tool application.
- **Solving space constraints by up to 20%:** Machine footprint reductions due to overall system efficiency and performance.
- **Improved cycle times of up to 36%** through increased control.
- **Saving cost:** Software simulation uses hydraulic footprint snapshot calculations to produce POI data.



Welding Cells

Water Retract Actuator

Significantly reduces water wastage during welding tip changes which helps reduce hazardous water spillages thus improving welding quality.



Electromechanical Products

- **Optimising performance,** precision and reliability.
- **Improving efficiency over** conventional technologies.
- **Saving space** with market leading performance.
- **One control platform:** highly capable motion control solutions, sharing common variable speed drive and hydraulic control platforms. Real multi technology solutions saving energy and simplifying production.



Facilities

Variable Speed Drive

Through the application of Parker's knowledge and experience, the benefits of variable speed drive technology can be applied to:

- Fan, Pump, Hydraulic System and Power Generation.
- Leading the way in Energy Grid-Tie and Storage solutions.
- **Energy recovery and savings of up to 50%** are placed in your control through Parker system expertise.



Safety Blow Gun: Safe, Clean and Efficient

- 80dB operation
- Automatic pressure reduction
- Up to **40% energy saving**

Solved in one product:
A simple way to save cost and improve safety.



Parker is your One Stop, Global Partner

Parker Worldwide

Europe, Middle East, Africa

AE – United Arab Emirates, Dubai

Tel: +971 4 8127100
parker.me@parker.com

AT – Austria, Wiener Neustadt

Tel: +43 (0)2622 23501-0
parker.austria@parker.com

AT – Eastern Europe, Wiener Neustadt

Tel: +43 (0)2622 23501 900
parker.easteurope@parker.com

AZ – Azerbaijan, Baku

Tel: +994 50 2233 458
parker.azerbaijan@parker.com

BE/LU – Belgium, Nivelles

Tel: +32 (0)67 280 900
parker.belgium@parker.com

BG – Bulgaria, Sofia

Tel: +359 2 980 1344
parker.bulgaria@parker.com

BY – Belarus, Minsk

Tel: +48 (0)22 573 24 00
parker.poland@parker.com

CH – Switzerland, Etoy

Tel: +41 (0)21 821 87 00
parker.switzerland@parker.com

CZ – Czech Republic, Klecany

Tel: +420 284 083 111
parker.czechrepublic@parker.com

DE – Germany, Kaarst

Tel: +49 (0)2131 4016 0
parker.germany@parker.com

DK – Denmark, Ballerup

Tel: +45 43 56 04 00
parker.denmark@parker.com

ES – Spain, Madrid

Tel: +34 902 330 001
parker.spain@parker.com

FI – Finland, Vantaa

Tel: +358 (0)20 753 2500
parker.finland@parker.com

FR – France, Contamine s/Arve

Tel: +33 (0)4 50 25 80 25
parker.france@parker.com

GR – Greece, Athens

Tel: +30 210 933 6450
parker.greece@parker.com

HU – Hungary, Budaörs

Tel: +36 23 885 470
parker.hungary@parker.com

IE – Ireland, Dublin

Tel: +353 (0)1 466 6370
parker.ireland@parker.com

IL – Israel

Tel: +39 02 45 19 21
parker.israel@parker.com

IT – Italy, Corsico (MI)

Tel: +39 02 45 19 21
parker.italy@parker.com

KZ – Kazakhstan, Almaty

Tel: +7 7273 561 000
parker.easteurope@parker.com

NL – The Netherlands, Oldenzaal

Tel: +31 (0)541 585 000
parker.nl@parker.com

NO – Norway, Asker

Tel: +47 66 75 34 00
parker.norway@parker.com

PL – Poland, Warsaw

Tel: +48 (0)22 573 24 00
parker.poland@parker.com

PT – Portugal

Tel: +351 22 999 7360
parker.portugal@parker.com

RO – Romania, Bucharest

Tel: +40 21 252 1382
parker.romania@parker.com

RU – Russia, Moscow

Tel: +7 495 645-2156
parker.russia@parker.com

SE – Sweden, Spånga

Tel: +46 (0)8 59 79 50 00
parker.sweden@parker.com

SL – Slovenia, Novo Mesto

Tel: +386 7 337 6650
parker.slovenia@parker.com

TR – Turkey, Istanbul

Tel: +90 216 4997081
parker.turkey@parker.com

UA – Ukraine, Kiev

Tel: +48 (0)22 573 24 00
parker.poland@parker.com

UK – United Kingdom, Warwick

Tel: +44 (0)1926 317 878
parker.uk@parker.com

ZA – South Africa, Kempton Park

Tel: +27 (0)11 961 0700
parker.southafrica@parker.com

North America

CA – Canada, Milton, Ontario

Tel: +1 905 693 3000

US – USA, Cleveland

Tel: +1 216 896 3000

Asia Pacific

AU – Australia, Castle Hill

Tel: +61 (0)2-9634 7777

CN – China, Shanghai

Tel: +86 21 2899 5000

HK – Hong Kong

Tel: +852 2428 8008

IN – India, Mumbai

Tel: +91 22 6513 7081-85

JP – Japan, Tokyo

Tel: +81 (0)3 6408 3901

KR – South Korea, Seoul

Tel: +82 2 559 0400

MY – Malaysia, Shah Alam

Tel: +60 3 7849 0800

NZ – New Zealand, Mt Wellington

Tel: +64 9 574 1744

SG – Singapore

Tel: +65 6887 6300

TH – Thailand, Bangkok

Tel: +662 186 7000

TW – Taiwan, Taipei

Tel: +886 2 2298 8987

South America

AR – Argentina, Buenos Aires

Tel: +54 3327 44 4129

BR – Brazil, Sao Jose dos Campos

Tel: +55 800 727 5374

CL – Chile, Santiago

Tel: +56 2 623 1216

MX – Mexico, Toluca

Tel: +52 72 2275 4200

European Product Information Centre

Free phone: 00 800 27 27 5374

(from AT, BE, CH, CZ, DE, DK, EE, ES, FI, FR, IE, IL, IS, IT, LU, MT, NL, NO, PL, PT, RU, SE, SK, UK, ZA)

Parker Hannifin Ltd.

Tachbrook Park Drive
Tachbrook Park, Warwick CV34 6TU
United Kingdom

Tel.: +44 (0) 1926 317 878

Fax: +44 (0) 1926 317 855

parker.uk@parker.com

www.parker.com

