

# SG-Series Sync Grip Pullers

A new line of pullers  
to make your job  
easier and safer





## OVERVIEW

The Enerpac Sync Grip multi-purpose puller range is designed to make your jobs easier and safer to accomplish.


Remove bearings, bushings, gears, sleeves, wheels and flywheels, sprockets and other shaft mounted items simply and effectively.

Mechanical and hydraulic configurations are available with a variety of optional accessories that expand application range and increase utility.

Hydraulic models are available in standard sets which include detachable hydraulic cylinders and a choice of pump options, along with a gauge assembly and hose for safe monitoring of applied pulling forces.

**Always wear safety goggles and gloves while using pullers.**



**WARNING!**  
Do not exceed 50% of the rated puller capacity when using two jaw configurations.

### ▼ DIMENSIONAL DATA

Puller Capacity (ton)	Puller Model No.	Sync Grip Pullers Dimensions (in)								Wt.*** (lbs)
		Standard Reach Jaws Max. Reach   Max. Spread		Optional Extended Reach Jaws Max. Reach   Max. Spread		Jaw Tip Height   Width   Thickness			Jaw Hole Spacing	
		A	B	A	B	D	E	F	(in)	
<b>Mechanical Pullers</b>										
1	SGM01*	4.13	4.33	—	—	0.31	0.28	0.30	0.75	1.8
4	SGM04*	7.28	6.89	—	—	0.30	0.31	0.83	2.01	4.4
7	SGM07*	8.86	9.45	—	—	0.39	0.31	0.98	1.75	14.3
10	SGM10*	16.14	13.78	19.29	15.94	0.49	0.59	0.98	3.27	32.0
20	SGM20	23.62	26.77	25.20	28.35	0.87	0.94	1.61	4.92	122.3
<b>Hydraulic Pullers</b>										
14	SGH14*	12.60	13.78	15.75	15.94	0.49	0.59	0.98	3.27	55.1
24	SGH24	12.60	18.90	17.13	21.26	0.61	0.69	1.22	4.53	108.0
36	SGH36	16.14	25.59	20.67	28.35	0.87	0.94	1.61	4.92	165.3
50**	SGH64	27.56	38.58	33.46	42.52	1.18	1.06	1.97	5.91	363.7

\* Puller can be set up as a 2 or 3 jaw configuration.

\*\* Puller capacity at 7,850 psi, maximum cylinder capacity @ 10,000 psi is 64.6 tons.

\*\*\* With standard legs and cylinder for hydraulic models



Sync Grip Pullers: available in both mechanical or hydraulic versions. Some models can be configured as a two jaw puller, however, three jaws are recommended for most even distribution of pulling forces.



Cross Puller: hydraulically powered via detachable cylinder and choice of pump. The Cross Puller can be used individually as a 'push' puller or in conjunction with the Bearing Separator or Bearing Cup Puller.



Bearing Separator: use where access is restricted. The Bearing Separator is used in conjunction with the Cross Puller.



Bearing Cup Puller: specifically designed for cup style bearing and other applications requiring an internal style puller.




Detachable Hollow Cylinder: provided with all hydraulic puller models including both the standard Sync Grip and Cross Puller.



In Sync Grip, Cross Bearing and Master Puller Sets a hose and gauge are provided as standard along with your choice of pump including manual hand operated, cordless battery powered, electric or air powered. In each case the pump selection has been optimized for compatibility with the pullers.



### Easy To Use



### Simple, Safe, Productive

All three jaws close simultaneously making the puller easier and safer to operate.

The synchronous feature of the SGM and SGH-Series Pullers makes positioning the puller simple and helps prevent misalignment.

## ▼ DIMENSIONAL DATA

Cross Puller Dimensions (in)			Wt.**
Standard Leg Height	Long Leg Height	Maximum Spread	(lbs)
A	A	B	
Mechanical Pullers			
—	—	—	—
—	—	—	—
—	—	—	—
—	—	—	—
—	—	—	—
Hydraulic Pullers			
4.17	14.06	10.24	40.77
4.53	22.44	13.58	76.04
8.07	27.95	17.32	123.42
23.97	34.01	22.83	250.15

Bearing Separator Dims. (in)				Wt.
Dia.	Spread Range		Thread Size	(lbs)
A	Min. Spread	Max. Spread	C	
A	B	B	C	
Mechanical Pullers				
—	—	—	—	—
—	—	—	—	—
—	—	—	—	—
—	—	—	—	—
—	—	—	—	—
Hydraulic Pullers				
4.33	0.39	4.33	5/8" - 18 UNF	6.0
6.10	0.47	5.28	5/8" - 18 UNF	12.6
10.24	0.67	9.84	1" - 14 UNS	62.8
10.24	0.67	9.84	1-1/4" - 12 UNF	62.8

Bearing Cup Dimensions (in)							Wt.
Spread Range				Jaw Tip			(lbs)
Height	Height	Min. Spread	Max. Spread	Height	Width	Thickness	
A	B	C	C	D	E	F	
Mechanical Pullers							
—	—	—	—	—	—	—	—
—	—	—	—	—	—	—	—
—	—	—	—	—	—	—	—
—	—	—	—	—	—	—	—
—	—	—	—	—	—	—	—
Hydraulic Pullers							
4.53	9.33	1.57	5.71	0.20	0.18	1.22	4.41
5.51	10.47	1.26	6.30	0.18	0.18	0.98	5.29
5.91	12.20	2.36	9.45	0.31	0.43	2.17	13.22
5.91	12.20	2.36	9.45	0.31	0.43	2.17	14.11

\*\* With cylinder and standard legs

▼ Shown: **SGM10** with three jaws



## SGM Series

Puller Capacity:

**1-20 tons**

Maximum Reach:

**4.1-23.6 inches**

Maximum Spread:

**4.3-26.8 inches**

- Sync Grip mechanism synchronizes movement of all jaws for simultaneous engagement, helping to prevent misalignment for safe and easy use
- Threaded spindle and jaw indexes provide adjustable reach
- Three-jaw configuration for even load distribution
- Two-jaw configuration for confined access applications available on all pullers 10 ton and below (not available on SGM20)
- High-strength forged jaws for superior reliability
- Suitable for a variety of applications including bearings, bushings, wheels, gears and pulleys



### Dimensions

Dimensional information for all puller models is included in the dimensional overview table:

Page: **2**



### WARNING!

Do not exceed 50% of the rated puller capacity when using two jaw configurations.

▼ SGM10 with two jaws.



### ▼ DIMENSIONAL DATA

Puller Capacity (ton)	Puller Model No.	Dimensions (in)		Weight (lbs)	Long Jaw Sets Model No.*	Dimensions (in)	
		Max. Reach A	Max. Spread B			Max. Reach A	Max. Spread B
1	<b>SGM01</b>	4.13	4.33	1.8	—	—	—
4	<b>SGM04</b>	7.28	6.89	4.4	—	—	—
7	<b>SGM07</b>	8.86	9.45	14.3	—	—	—
10	<b>SGM10</b>	16.14	13.78	32.0	<b>SG1002K</b>	19.29	15.94
20	<b>SGM20</b>	23.62	26.77	122.3	<b>SG3002K</b>	25.20	28.35

\* Jaw sets include three jaws.

# Hydraulic Sync Grip Master Puller Sets

▼ Shown: **MPS14H**



## MPS Series

Puller Capacity:

**14-50 tons**

Maximum Reach:

**12.6-27.6 inches**

Maximum Spread:

**13.8-38.6 inches**

Maximum Operating Pressure:

**10,000 psi**

- Sync Grip mechanism synchronizes movement of all jaws for simultaneous engagement
- Hydraulically applied pulling force increases pulling capacity reducing operator fatigue
- Standard jaws adjust to accommodate different reach requirements. Optional long jaw sets available for additional reach requirements
- Designed for applications including pulling, pushing and dismounting gears, bearings, bushings, etc.



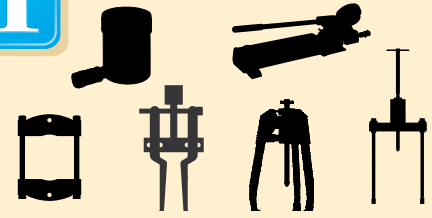
### Dimensions

Dimensional information for all puller models is included in the dimensional overview table:

Page: **2**



### Sets Include:<sup>1)</sup>



<sup>1)</sup> Choose pump options below.

## ▼ DIMENSIONAL DATA

Puller Capacity (ton)	Model No. (Puller and Cylinder)	Stroke (in)	Dimensions (in)		Wt. (lbs)	Hydraulic Puller Sets					Long Jaw Sets Model No. <sup>***</sup>	Dimensions (in)	
			Max. Reach A	Max. Spread B		Hand Pump	Air Pump	Electric Pump	Cordless Pump	All Sets Include:		Max. Reach A	Max. Spread B
14	SGH14	1.0	12.60	13.78	55.1	MPS14H	MPS14A	MPS14E	MPS14C	*	SG1002K	15.75	15.94
24	SGH24	2.0	12.60	18.90	108.0	MPS24H	MPS24A	MPS24E	MPS24C	GA45GC	SG2002K	17.13	21.26
36	SGH36	2.5	16.14	25.59	165.3	MPS36H	MPS36A	MPS36E	MPS36C	&	SG3002K	20.67	28.35
50**	SGH64	3.0	27.56	38.58	363.7	MPS64H	MPS64A	MPS64E	MPS64C	HC7206C	SG6002K	33.46	42.52

\* 14-ton sets include an AR-630 female coupler, GA45 gauge adaptor, and G2535L gauge.

\*\* Puller capacity at 7,850 psi, maximum cylinder capacity @ 10,000 psi is 64.6 tons.

\*\*\* Jaw sets include three jaws.

For 115 V application add "B" suffix  
For 230 V application add "E" suffix

# Hydraulic Sync Grip Puller Sets

▼ Shown: **GPS14H**



## GPS Series

Puller Capacity:

**14-50 tons**

Maximum Reach:

**12.6-27.6 inches**

Maximum Spread:

**13.8-38.6 inches**

Maximum Operating Pressure:

**10,000 psi**

- Sync Grip mechanism synchronizes movement of all jaws for simultaneous engagement
- Hydraulically applied pulling force increases pulling capacity and reduces operator fatigue
- Threaded spindle and jaw indexes provide adjustable reach
- Three-jaw configuration for even load distribution
- High-strength forged jaws for superior reliability
- The versatile puller set facilitates safe and easy dismantling in a variety of applications



### Dimensions

Dimensional information for all puller models is included in the dimensional overview table:

Page: **2**



### Sets Include:<sup>1)</sup>



<sup>1)</sup> Choose pump options below.

## ▼ DIMENSIONAL DATA

Puller Capacity (ton)	Model No. (Puller and Cylinder)	Stroke (in)	Dimensions (in)		Wt. (lbs)	Hydraulic Puller Sets					Long Jaw Sets Model No. <sup>***</sup>	Dimensions (in)	
			Max. Reach A	Max. Spread B		Hand Pump	Air Pump	Electric Pump	Cordless Pump	All Sets Include:		Max. Reach A	Max. Spread B
14	SGH14	1.0	12.60	13.78	55.1	GPS14H	GPS14A	GPS14E	GPS14C	*	SG1002K	15.75	15.94
24	SGH24	2.0	12.60	18.90	108.0	GPS24H	GPS24A	GPS24E	GPS24C	GA45GC	SG2002K	17.13	21.26
36	SGH36	2.5	16.14	25.59	165.3	GPS36H	GPS36A	GPS36E	GPS36C	&	SG3002K	20.67	28.35
50**	SGH64	3.0	27.56	38.58	363.7	GPS64H	GPS64A	GPS64E	GPS64C	HC7206C	SG6002K	33.46	42.52

\* 14-ton sets include an AR-630 female coupler, GA45 gauge adaptor, and G2535L gauge.

\*\* Puller capacity at 7,850 psi, maximum cylinder capacity @ 10,000 psi is 64.6 tons.

\*\*\* Jaw sets include three jaws.

For 115 V application add "B" suffix  
For 230 V application add "E" suffix

# Cross-Bearing Puller Sets

▼ Shown: Cross-Bearing Puller Set BHP361G



- Precise hydraulic control allows fast, efficient and safe pulling
- High-quality forged components provide superior reliability and service
- Quick set-up to tackle a variety of jobs

## BHP Series

Puller Capacity:

**7-25 tons**

Maximum Reach:

**14.1-34 inches**

Maximum Spread:

**10.2-22.8 inches**

Maximum Operating Pressure:

**10,000 psi**



### WARNING!

Enerpac cylinder and pump can be operated to 10,150 psi, but should not be operated past 5,075 psi when using the cross bearing puller set tools.



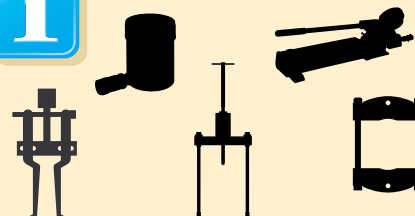
### Dimensions

Dimensional information for all puller models is included in the dimensional overview table:

Page: **2**



### Sets Include:<sup>1)</sup>



<sup>1)</sup> Choose pump options below.

## ▼ DIMENSIONAL DATA

Puller Capacity* (ton)	Cross-Bearing Only Model No.	Stroke (in)	Dimensions (in)		Cross Bearing Puller Sets			
			Maximum Reach A	Maximum Spread B	Hand Pump	Air Pump	Electric Pump	Cordless Pump
7	BHP1772	1.0	14.06	10.24	BHP162	BHP162A	BHP162E	BHP162C
12	BHP262	2.0	22.44	13.58	BHP261G	BHP261GA	BHP261GE	BHP261GC
18	BHP362	2.5	27.95	17.32	BHP361G	BHP361GA	BHP361GE	BHP361GC
25	BHP562	3.0	34.01	22.83	BHP561G	BHP561GA	BHP561GE	BHP561GC

\* Cross Puller, Bearing Cup Puller and Bearing Separator rated at 50% of Grip Puller capacity.

For 115 V application add "B" suffix  
For 230 V application add "E" suffix

# SG-Series Sync Grip Pullers



## The Industrial Tools Line

### Cylinders and Lifting Products

- General Purpose
- Aluminum: Lock Nut, Solid, and Hollow Plunger
- Pancake, Low Height
- Pull
- Hollow Plunger
- Precision
- Long Stroke
- High Tonnage
- Jacks
- Level Lift System
- Pow'R-RISER® Lifting Jacks
- Pow'R-LOCK™ Lifting Jacks
- Extreme Environment Products

### Pumps

- Manual
- Cordless and Electric Driven
- Compressed Air Driven
- Petrol Driven

### System Components

- Hoses, Couplers, Oil
- Manifolds, Fittings
- Gauges, Adaptors

### Valves

- 3-and 4-Way Directional
- Pressure and Flow Control

### Presses

- H-Frame, Roll Frame
- C-Clamp and Arbor
- Tension Meters, Load Cells

### Pullers

- Master Pullers Sets
- Multi Purpose Puller Sets
- Posi Lock® Pullers

### Tools

- Maintenance Sets
- Punches
- Lifting Wedges
- Machine Lifts
- Load Skates
- Wedgies, Spreaders
- Cutters
- Pipe Benders

### Bolting Tools

- Multipliers
- Torque Wrenches
- Impact Sockets
- Wrench and Tensioner Pumps
- Twin Safety Hoses
- Nut Cutters / Splitters
- Flange/Wedge Spreaders
- Flange Alignment Tools
- Flange Face Tools

### Heavy Lifting Technology

- Synchronized Lifting Systems
- Jack-Up Systems
- Bridge Launching Systems
- Synchronized Hoisting Systems
- Hydraulic Gantries
- Heavy Lifting Strand Jacks
- Skidding Systems
- Self-Erecting Towers
- Self-Propelled Modular Transporter
- Chain Pulling Systems

## Enerpac Worldwide Locations

For a complete list of addresses see:  
[www.enerpac.com/en-us/enerpac-locations](http://www.enerpac.com/en-us/enerpac-locations)

## About Enerpac

Enerpac is the leading global provider of high-pressure hydraulic tools and solutions with a broad range of products, local expertise and worldwide distribution network. With a proven track record in a wide range of markets, Enerpac designs and manufactures high-quality tools and solutions for all industrial applications.

Enerpac has gained unique experience in delivering hydraulic solutions for the controlled movement and positioning of heavy objects. Enerpac supports your business by offering the right solutions and service to help you get your work done efficiently and safely.



## [www.enerpac.com](http://www.enerpac.com) for latest Enerpac information

- New products
- Trade shows
- Manuals (instruction and repair sheets)
- Nearest Distributors and Service Centers
- Enerpac products in action



## Enerpac catalogs/brochures to meet your needs:

To obtain your copy just give us a call, or visit our Internet site [www.enerpac.com](http://www.enerpac.com)



## Enerpac Bolting Vans

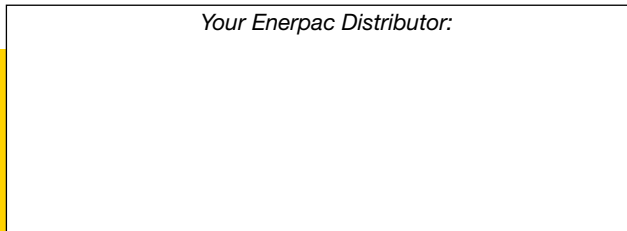
- Demonstrate Enerpac Bolting Tools on your premises
- Calibrate all Bolting Tool brands
- Training for the safe and efficient use of Bolting Tools



## Enerpac Academy

Enerpac Academy is our in-house training center, set up exclusively for Enerpac business partners, Enerpac users and Enerpac employees: training programs ranging from tool expertise, repairs and maintenance, to safe operation of high-pressure hydraulic tools.

Your Enerpac Distributor:



[www.enerpac.com](http://www.enerpac.com)