



QuickFit™ Oil Change System

Faster, Cleaner and Safer Oil Changes



ENGINEERING YOUR SUCCESS.



Cleaner and Safer Oil Changes in Under 30 Minutes

Parker's QuickFit Oil Change System makes oil changes for engines and machinery a faster, cleaner, and safer process. Routine maintenance oil changes can bring a multitude of challenges:

- Cramped engine compartments make access difficult and can lead to safety and ergonomic risks for workers
- Multiple access points can result in cross-contamination
- Removing a filter full of oil can be difficult, leading to spills, environmental contamination, and cleanliness issues
- Each piece of equipment is different and may require a unique set of instructions and specialized training

Faster.

The QuickFit system's 3-step process is a more standardized solution. Utilizing one connection per compartment results in less variability during routine maintenance. Benefits include:

- Lower operating costs
- Oil change time reduced by approximately 50%
- Increased profitability
- Less training

Cleaner.

The QuickFit valve connects directly from the vehicle to the final containment for complete control. That means no leaks, no spills, and no clumsy oil pans. When used properly, QuickFit:

- Eliminates oil spills by 100%
- Creates less consumable waste
- Is more environmentally friendly

Safer.

The ergonomic, QuickFit system allows for easier access, which simplifies the oil-change process. This helps keep workers clean, safe, and more productive.

- Significantly improving safety conditions
- Reducing the possibility of slips, falls, and burns
- Reducing operator exposure to fluids

The QuickFit system provides an accessible, single point connection that allows oil extraction directly into the final waste containment.

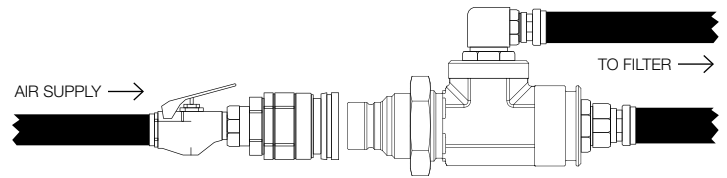
The same connection point is then used to refill the system with new oil. This reduces the total number of steps in the oil change process and eliminates any risk of safety hazards or spills.



Easy as 1-2-3

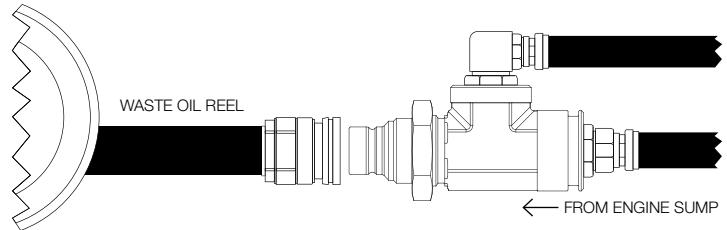
1. Purge Filter

- Attach compressed air supply to Filter Purge Tool
- Attach Purge Tool to QuickFit Valve
- Hold lever on Filter Purge Tool for 10 seconds to push oil through filter into engine sump
- Disconnect Filter Purge Tool



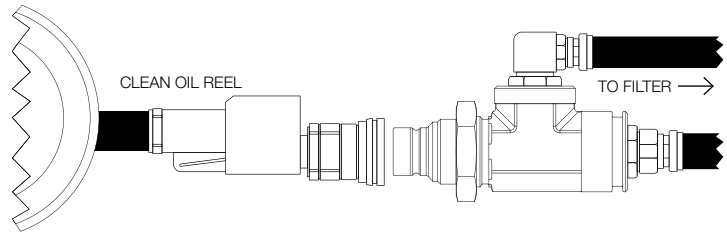
2. Evac Oil

- Attach waste oil hose (with FEM female quick coupler) to QuickFit Valve
- Turn waste oil pump on to remove oil from engine sump
- When oil is removed from engine sump, disconnect waste oil line
- Replace oil filter



3. Refill Oil

- Attach clean oil hose (with FEM female quick coupler) to QuickFit Valve
- Turn on oil pump to refill clean oil through new oil filter
- When oil is refilled to capacity, disconnect oil line



Industries

The QuickFit system provides a solution that combines incredible ease of use with complete functionality. Maintenance becomes simple, productivity goes up, the risk of spills and contamination is virtually eliminated and it works for engines and machinery across multiple markets.



Fleets/Trucking



Heavy Machinery



Municipalities



OEMs



Power Generation



Rental Companies



Transportation



Waste Management

QuickFit Kit Components

The QuickFit Oil Change System Kits have everything you need to convert your system.

- **Parker QuickFit Valve**
- **Parker QuickFit Bracket**
- **Parker Push-Lok Hose**
- **Equipment specific Installation Guide, complete with images and detailed instructions**
- **Parker Adapters/Fittings**

QuickFit Accessories

Once installed, here are a few service tools that will get you changing your oil in no time.

Guardian Portable Pump & Filtration System

This Parker portable pump allows for easy evacuation and refill of clean oil.



Parker Oil Filter Purge Tool

The Parker Purge Tool allows easy connection to a compressed air hose.



Visit www.Parker.com/QuickFit for more information.

Parker Hannifin Corporation
Quick Coupling Division
8145 Lewis Road
Minneapolis, MN 55427
phone 763 544 7781
fax 763 544 3418

